

Rimini

2.0

Performance you
can count on

ALL-PVC FRAME WITH MECHANICAL SASH



Rimini 2.0

Quality doors designed
to last a lifetime.

Superior thermal performance, maximum endurance and resilience

Superior drainage, due to Vista's superior water clearing system

Easy-to-replace weather stripping

Ultra-durable nylon tandem wheels allow smooth operation – no marks on the gliding rail

FEATURES, HARDWARE & ACCESSORIES

The Durability You
Expect.
Standard Features

Widths up to 12 ft (3 panel) and 24 ft (6 panel)

Heights up to 95.25" (some restrictions apply)

Optional pleated retractable screens
(*Black, white, commercial brown and
sandalwood only*)

7 7/8" Frame Depth

Standard Paint Grade Sorrento Handle and
Optional San Remo Handles in both Slim and
D Series. Optional Satin Nickel Handles in all
Series also available

Precision "Vista Glide" roller

Jamb pocket covers


Elegantly Robust sashes make for a most
pleasing aesthetic

Handles Easy-to-grip handles with or without key




Colours

STANDARD
COLOUR




Cream White


OPTIONAL
EXTERIOR COLOURS




Black



White



Commercial
Brown



Sandalwood

The outdoors comes to you: a wide opening to patio or garden


The utmost bright daylight enters

Double roller track panels slide and stack perfectly within door
frame, take up minimal floor space

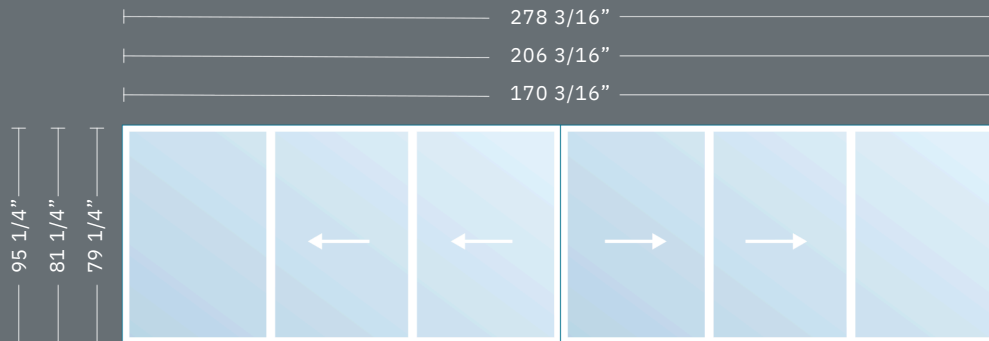
Easy to open, easy to close, a smooth glide -- for a door that size

Performance
You Can Trust.

SIZES & CONFIGURATIONS



Custom sizes are available in all configurations.
Some options not available in custom sizes.



Screens

Retractable, providing unobstructed view of the outdoors when closed

Pocket installation, easy installation, no bottom threshold

Sophisticated and modern aesthetics

DISTRIBUTED BY:



Rimini 2.0 is equipped with energy efficient glass types.

401 Magnetic Dr. Unit 27, Toronto ON M3J 3H9

info@smartchoicewindows.ca

416-629-2446 | Toll Free: 1-855-690-7171